



## memorandum

**Date:** August 29-31, 2011

**Date of Issuance:** September 21, 2011

**Project:** University of Oregon, Student Recreation Center

**Project No.:** 2011.499.00

**File No.:** 3.00

**Subject:** The Great Midwestern Tour – Summary of Hits & Misses observed

<b>Copies to:</b>	Gene Mowery	UO Campus Planning & Real Estate	<a href="mailto:gmowery@uoregon.edu">gmowery@uoregon.edu</a>
	Charlene Lindsay	UO Project Manager, Facilities Services	<a href="mailto:char@uoregon.edu">char@uoregon.edu</a>
	Dennis Munroe	UO Director, Phys Ed & Recreation	<a href="mailto:dmunroe@uoregon.edu">dmunroe@uoregon.edu</a>
	Brian Haurert	UO Assoc Director Facilities, Phys Ed & Rec	<a href="mailto:bhaurert@uoregon.edu">bhaurert@uoregon.edu</a>
	Kristen Gleason	UO Club Sports Coordinator	<a href="mailto:kgleason@uoregon.edu">kgleason@uoregon.edu</a>
	Geoff Hale	UO Student	<a href="mailto:ghale2@uoregon.edu">ghale2@uoregon.edu</a>
	Carl Sherwood	Robertson Sherwood	<a href="mailto:csherwood@robertsonsherwood.com">csherwood@robertsonsherwood.com</a>
	David Guadagni	Robertson Sherwood	<a href="mailto:dguadagni@robertsonsherwood.com">dguadagni@robertsonsherwood.com</a>
	Jeff Schaub	RDG Planning & Design	<a href="mailto:jschaub@rdgusa.com">jschaub@rdgusa.com</a>
	Jack Patton	RDG Planning & Design	<a href="mailto:jpatton@rdgsua.com">jpatton@rdgsua.com</a>

### Remarks:

The individuals captioned below toured student recreation facilities at seven different Midwestern institutions of higher education during the last week of August 2011. The jam-packed itinerary provided the opportunity to review and compare several recently completed facilities, all with significant relevance to the work currently being planned for the University of Oregon SRC.

The primary objectives of this tour include the following:

- Exposure to how other institutions have dealt with similar facilities and programs.
- Seek recommendations on best practices and key design ideas from peer facilities.
- Gather data and resources about design solutions, program offerings, and planning processes implemented at these other facilities.
- Build a common vocabulary and data base across the entire planning and design team.
- Experience similar new and recently renovated facilities in real time.
- Exposure to things and ideas not previous seen or considered for the new facility at the University of Oregon.
- Exposure and insight in general from key individuals and peers at other facilities.



Back row (l to r): Charlene Lindsay, Jeff Schaub, Geoff Hale, Brian Haurert, Jack Patton. Front row: Kristen Gleason, Dennis Munroe, Gene Mowrey, Carl Sherwood.




University of Cincinnati Campus Recreation Center

PHOTOS



This facility has a big bold exterior!



The main entry and entry lobby (pictured) were underwhelming.



The Leisure Pool included a fountain and many cold concrete surfaces.



The 50 Competition Pool has a separate entrance, and a very bold ceiling and (a problematic) lighting pattern.



Gymnasium sports 6 basketball courts and a very high volume.



Example of fitness paces and bold interior color slashes



## University of Cincinnati Campus Recreation Center

### **GENERAL OBSERVATIONS**

---

- Similar to PSU but darker
- Missed tour of locker rooms
- Needed a separate spinning room
- Expensive architecture did not serve the program

### **TAKE-AWAYS**

---

- This building did not leave a good impression on the Committee
- Bold is not necessarily beautiful or “right.”
- Using portable basketball goals, as opposed to ceiling mounted varieties can “clean up” a large gymnasium volume.
- Pay close attention to the materials used in high impact areas of a building. Many materials won't hold up to the damage from fast moving balls and other objects of recreational play.
- Public entrance for spectator events (ex: Swim Meets) can well be served via separate entrance.
- Don't let form run roughshod over function. Make sure the two can well marry in your facility.
- Natural light is a very good thing when well harvested!
- Dark, dimly lit interiors are oppressive. It would be hard to work full time in such a facility.
- Wayfinding should as intuitive as possible for patrons.
- Make sure you install light fixtures in locations and places where you can readily change the lamps
- A dynamic high flying jogging track can be beautiful for some, and scary for others!



## University of Cincinnati Campus Recreation Center

### HITS

---

This is a big, bold facility! Boom!  
Dynamic Jogging Track (suspension, scale, location)  
Striking Colors, especially in the upper level  
Sheer volume of the gymnasium – bigger than others  
Portable Basketball Goals were a nice feature. Clean.  
WOW factor (this is a very unique facility)  
Bold, exciting forms  
Swiss Pearl® panels on the exterior are “cool.”  
Glass wall in the multi-use studios, private but transparent  
Waterfall in the leisure pool area is nice  
Storage distributed throughout (but not enough in Gym)  
Liquid applied flooring (Wt Rm) good looks / easy patch  
Massage therapy rooms, isolated in quiet area  
Personal training area, isolated and separate from others  
50 meter pool with bulkhead (a nice program feature)  
Spectator seating in pool area, w/ separate entrance  
Club Sports and Collegiate swim meet opportunities  
6-court gym, with multi-use floor covering stored nearby  
“Main Street” was good idea, poorly executed.  
Stained and polished concrete looked good  
High use of racquetball courts, w/ glass back wall  
Use of benches with cubbies below

### MISSES

---

Building looked like an ocean faring cruise ship  
Entry was hard to find and NOT inviting  
Entry was very underwhelming! Blah!  
Entry lobby was dark and uninviting.  
Main stairway is poorly located and detailed.  
Facility is way “too dark” and oppressive inside.  
Lots of glare at windows  
Facility looks & feels clinical  
Too many surfaces are smooth / hard to suit Committee  
Spaces are laid out in a confusing fashion.  
Lamps in pool area cannot be readily changed. Major fail.  
Serious lighting maintenance issues  
Fitness areas are not well planned. Random. Scattered.  
Awkward scale at several spaces  
Poor wayfinding throughout  
Social spaces are few and far between.  
No clear pathways through Fitness areas (unsafe)  
Wellness Center was poorly regarded  
Locking Main Street at Night  
Nothing pleasant about exterior Main Street  
Too much glare through facility  
Circulation was undesirably tight and narrow  
Leisure Pool temperature of 81 degrees is too low.  
Leisure Pool space is just too “cold.”  
Leisure Pool was too disconnected from other spaces  
Natural lighting in Leisure Pool did not compliment space  
Expensive material choices were often not holding up well

#### Interesting Quotes:

- “Shrine Architect overshadowed voice of Local Architect”
- “Architect got what they wanted and then we don’t see them anymore.





Ohio State University Campus Recreation Center

PHOTOS



Main entry on south side of building.



West stair used for multiple group gatherings and social space.



Large multi-level fitness area on north side of facility.



Leisure pool, with whirlpool spa in the distant background



Fitness Equipment Repair Room, located near Cardio Equipment.



Cardio Canyon on main level, immediately north of main entry.



## Ohio State University Campus Recreation Center

### GENERAL OBSERVATIONS

---

- Meet with EMU group to discuss synergies
- Gyms were basic, but functional
- Track did not go through gyms, but went by upper gym

### TAKE-AWAYS

---

- A big, bold open lobby with multiple entry points is desirable.
- Flexible multipurpose spaces, like the west grand stairway is a nice feature for a recreation center.
- Placing Cardio equipment in a "Canyon-like" area is riskier than it appears. Pay close attention to view lines, and to what the user will see and experience when using equipment.
- Terrazzo flooring is visually desirable, and it always appears to be a good long investment.
- Seeing activity spaces is a good thing, and highly desirable to this Committee.
- Steeply angled glass walls (like the ones at Ohio State) allow for very desirable views to the out-of-doors (out and up!).
- Good material selections matter! Terrazzo. Ceramic Tiles with Glass Tile accents! Colorful maple wood floors.
- Good wayfinding (with signage, if necessary) is critical.
- Physical access to the out-of-doors from a Leisure Pool is very important.
- Public meetings rooms are best in a Free Zone area.
- Plain or colored CMU walls are a downer! Ground face block or better is necessary at Oregon.
- Being excessive (in space, or bling, or volume) can make a University look like a poor steward of resources.
- UO wants intelligent, well thought-out design, not excess!
- Proper organization of spaces is important.
- Nice dynamics from curves moving through building
  - Nice connecting spaces
  - Better success at this than in Cincinnati
- Must well consider desired features in a Leisure Pool A Leisure Pool for a collegiate user need not have much equipment or space dedicated to child's play. Consider the collegiate user when designing the pool.
  - Focus on intended audience (family vs. student)
- Ohio's pool can be used for rentals without impact on others?
- Consider benefits of having two spas
  - Could be smaller than one large spa
  - One could be visible, the other not
  - One always operational even when serving other



## Ohio State University Campus Recreation Center

### HITS

---

Entry Desk and main Lobby – A grand Entry!  
Social Space in general  
Vertical Height at Entry  
Multiple Front Doors / Entries (East, South, and West)  
The Scarlet Bridge is visually stunning (from exterior)  
Stacked Gyms were viewed as good  
    Could see activity on both levels at once  
Terrazzo flooring was nice overall  
Demo Kitchen is a nice feature  
Gathering Stairway at west entry is a nice feature  
Angled glass at exterior walls, allowing vertical views  
Opportunities to “look up” into tall vertical spaces  
Leisure Pool was described as successful  
    Much nicer than Cincinnati’s  
    Needs more glass to outside  
    Don’t need “kids” stuff (at UO)  
    Too oriented to child’s play  
    Needs deeper water  
Acoustics in the 4-Court Gym = Good  
Mosaic tile with the glass tile accent. Nice. Clean.  
Wayfinding was good  
Good sightlines throughout facility  
Fitness Equipment Repair Room, very nice  
Two 25yard pools in lieu of one 50 M = Good  
    Odd that one had 6 lanes, while other had 8  
Good use of natural light, throughout  
Cardio Canyon was liked by some  
Cardio equipment spread throughout = good  
Welcome Desk was easily identifiable  
Wet corridor from lockers was “different”  
Exposed ceilings in many locations  
Exterior landscaping outside the leisure pool  
Words and phrases cast into flooring materials  
Light, airy, tall, vertical  
Connecting paths / spaces were obvious / intuitive  
Fitness Equipment Repair Room – Nice  
    Plenty of space,  
    Parts kept in stock  
    Roll-up door, mechanical service lift, etc.  
Bench/risers near racquetball courts said to be used a lot  
Steam rooms OK (easier than saunas to maintain)  
Track – wider than many at about 12 feet (4 lanes)  
Lower grade maple floors were more colorful  
    Many liked the look  
    Cost effective, using Grade 3 and better

### MISSES

---

Why two food services, both with similar menus? Odd.  
Scarlet color glass shed “odd color” light. Not desirable.  
Limited views into Group Ex – too much frosted glass  
Cardio Canyon  
    Too dark, and too canyon like  
    Users stare into a wall  
Meeting rooms, out of the way (What programs served?)  
    Prefer if these were in Free Zone  
“Dirt catchers” in the facility, leaving unclean appearance  
    Lots of tough to clean areas, ledges, etc. – Flying  
    walkways pulled away from tall walls  
Spa (in Leisure Pool) is too buried – felt like a cave  
Two lap pools – “curious”  
Some circulation space seemed too wide – excessive  
Too much non-program space - excessive  
Sun deck location – to remote from pool(s)  
Carpet, in general  
Integrally colored CMU block  
Mondo tile  
Wet corridor / lobby seems like a waste of space  
Full height lockers are wasteful  
Movable walls in M.P. areas  
Racquetball sidewall glass  
Low ceiling in pool area  
Pools not visible from other activity areas or social spaces  
BIG problems in the 50 M Natatorium  
    Poor choices in materials / systems?  
    Poor construction?  
Poor acoustics in 2 court gyms in PE portion of building  
  
Interesting Quote:  
- “Saunas are a “nightmare.”





University of Dayton Rec Plex

PHOTOS



Exterior plaza at main entry of facility



Main "pass trough" concourse (ramp). Free Zone left, Controlled right.



Multi-Use recreation pool with 8 lanes, and volleyball area.



Gymnasium: 4 courts and elevated track, view into free-zone ramp.



Double MAC courts, reportedly scheduled nearly all day.



Cardio fitness area, leading to running track at upper level of gym.





## University of Dayton Rec Plex

### **GENERAL OBSERVATIONS**

---

- Similar size to WOU – WOU more elegantly designed
- Access to racquetball / squash courts was inside Gym
  - Save non-program space
  - This installation was unsafe

### **TAKE-AWAYS**

---

- A well crafted, properly scaled exterior space – leading up the facility's entry – can readily set the tone for expectations within a building.
- Using bold colors or school colors in a “heavy handed” way can easily create an undesirable result. Be intentional about application of bold and primary colors. Heavy use of red and blue (school colors) was too much.
- Creating a special events entry (even if is the main front door for a facility) is a good strategic idea.
- Having small pockets of social space throughout a facility is desirable for the Committee.
- Creating a circulation path that passes through a rec center provides an opportunity for users and no-users to “shop the activities” within.
- Design visual corridors that allow patrons to see and be seen in a rec center.
- Placing the free weights (aka the Meathead's area) at the “front door” of your Weights & Fitness area is a very bad idea. The Committee much prefers to locate that space away from the primary entry to this area, thus improving a patron's willingness to come in and explore the space.
- Even a Jogging Track needs suitable ceiling height (say 10' or better).
- Don't place flat top guard railings or a similar “shelf” in areas where hand weights are used. If (when) the hand weights fall, this can be a dangerous (even deadly) situation to patrons on the floors below
- If building a Juice Bar, put it where patrons frequent, not in a remote portion of your building. This is not a destination venue for most patrons.
- Finish and detailing is important. More important than you might think!
- Dayton has one interior designer for the campus
  - This individual makes all decisions on color, etc,
  - This includes signage!



## University of Dayton Rec Plex

### HITS

Exterior Plaza and Building Façade at Plaza  
Main Entry, in general  
Clean identity at entry  
Immediate access at main entry to C/R's, Gym, Toilets  
Good Daylighting  
    Many lamps were unlit during our daytime visit  
Demure Scale  
Small Social Pockets throughout the facility  
    Both in Free and Controlled Zones  
Concept for the "Pass through Circulation"  
    A good organization tool  
    Good connection to other part of campus  
Sun Deck  
University "leisure feel" at Pool  
Two MAC courts – usually reserved all day long!  
Double doors on storage in the multiuse exercise rooms  
Visual corridors – Could readily see other activity spaces

### MISSES

All Weight & Fitness areas were undesirable  
    Too crowded, not large enough  
    Low ceilings in area visually increase crowding  
    Equipment is poorly laid out  
    Free Weights at tight main entry rebuff patrons  
    Space is poorly located within the building  
Ceramic Tile at Pool wheel, poor color choices showed  
accumulation of dirt  
Low clearance to underside of structure at Track  
Primary color scheme was undesirable  
Guard railing detail was visually too heavy  
Flat top rail at guardrail – huge safety concern at weights  
Spa was too small  
2<sup>nd</sup> floor corridor at Group Ex. Odd and out-of-the-way  
Juice Bar in wrong location and not financially viable!  
Finishes in classrooms were Spartan and blasé  
    A lost opportunity  
Ground face CMU was constructed in a sloppy fashion  
    Dark mortar did not help appearance  
White tile floors showed ALL the dirt  
Fit and finish of detailing was generally too bulky  
Building shows an age beyond its years (Maintenance?)  
Sun deck was too small – but well liked / used  
Climbing wall area too cramped, bisecting the Atrium  
    Crowded and unsafe layout



## Ball State University Student Recreation Wellness Center

### PHOTOS



Main entry




Main Lobby, with Concierge Desk to rear



Upper (Main) Level of the Weight & Fitness Space



Five Court Gymnasium, with truss support for Basketball Goals



Indoor Turf Venue / MAC Court. Note skylights above.



Patron controlled access to sound systems in MP Room, complete with 1/8" iPod connector inputs. Very user friendly.





## Ball State University Student Recreation Wellness Center

### **GENERAL OBSERVATIONS**

---

- Shared facility (Rec., PE, and Athletics) designed as a pass-through building, with all areas free-zone, therefore requiring separate controlled access to each activity areas
- Access control had a mixed review here – lose a point of data collection on use patterns – and would be a candidate for some other type of access control (like a hand scan) eliminating the need to carry cards from space to space.
- Older aquatic facility was not toured
- Field turf not a likely replacement for MAC courts at UO – maybe consider as a future approach

### **TAKE-AWAYS**

---

- Having an open and airy building is desired by the Committee.
- Views into activity spaces from the main lobby are desirable, aids the process of attracting users into these spaces.
- Terrazzo is a highly desirable flooring material.
- Locating the fitness spaces (especially Cardio) on an exterior glass wall is a nice feature.
- Committee loved the easy user interface for A/V equipment in the building.
- Furniture is an important part of how we all experience a building environment.
- Locating the Meathead's and their free weight equipment in the "back" of the Weights & Fitness area is much wiser than putting them on display at the front door!
- If you have a Spin Studio, make it a dedicated (or at least mostly dedicated) space.
- Administrative Suite must support a collaborative communication between members of the professional staff.



## Ball State University Student Recreation Wellness Center

### HITS

---

Nice open concept plan  
Appears to be a good use of space  
Good proportions at interior / main Lobby. Inviting!  
Concierge desk  
Wood railings and wall accents = Nice.  
Friendly feel, overall – seemed like a nice / happy place.  
Liked use of brick at Interior (brought outside inside)  
Collapsible Storage Racks (FYI = \$50,000 FF&E)  
Materials & Detailing = Good  
Terrazzo Floor & Details  
Good Colors  
Bridge and Truss for Basketball Goals was liked by some  
Fitness on the exterior glass!  
A/V System in Group Ex was well liked  
Subtle Lounge Spaces, throughout  
Nice Furniture choices  
Loved the Turf Room! Indoor field turf space – different type of MAC approach  
Like Cardio & Track near each other  
Outdoor Pursuits Area / Suite was nice all around  
    Vehicle access – great!  
    Well sized work room / shop area.  
    Prep Kitchen for meals was nice  
Lots of little fans everywhere – good psychology  
Weight and cardio, fitness areas was well liked  
    Multiple levels  
    “Meatheads” away from entry - good idea!  
    Mecho Shades were nice feature on west glass  
Terrazzo floors better than at Ohio State  
OK use of school colors, more subtle, not overwhelming  
Cisco message board - Allows broad content / messages  
Light colored ground faced CMU more successful than Dayton.  
Cubbies placed everywhere – well used  
Flexibility of Multi Purpose Rooms (Group Ex)  
    Audio access for iPods  
    Mood lighting and scenes  
    Screens & Projectors  
    Built to be subdivided is good  
Open concept worked well – generally good connections  
Well detailed inside and out  
Subtle lounge spaces throughout – all in Free Zones  
Liked tables at entry!

### MISSES

---

Spin bikes must be moved out of storage for class use  
    Need a dedicated Spin Studio  
No toilets of any type within controlled areas! Major fail!  
Administration offices too tight and linear.  
    Camped circulation  
    No opportunities for staff to collaborate / team.  
Exterior = Okay, “but not jaw dropping”  
ADA Access = Flawed  
Controlled, but not controlled.  
    Very odd concept  
    Check-in desk required at each activity area!  
    High cost to operate 4 to 6 Control Stations  
No views into older areas of building  
Columns in middle of gym – odd for many  
Gymnasium ceiling too busy with many HID light sources  
Lighting Systems  
    Disabled in some areas – Not clear as to why  
    Daylighting in many areas, but lamps were on  
    Some complaints about the wrong light types  
Control signage – necessary but not friendly  
Cubbies – did result in theft of valuables



Indiana State University Student Recreation Center

PHOTOS



Exterior entry plaza, with significant art work



Main entry, with views to many activity spaces. Note the display space in the main concourse.



MAC, with windows up into a cardio area



Leisure Pool, with a highly desirable three-part Spa



Large open Weights & Fitness area on 2<sup>nd</sup> level



Three court main gymnasium.





## Indiana State University – Student Recreation Center

### **GENERAL OBSERVATIONS**

---

- Generally a lukewarm response by the Committee
- In hindsight – Dennis would rather have buzzed through and seen Illinois State
- Students wanted a lazy river, did not survive the budget cuts
- Would have used less plants for more lanes in the multi-use leisure pool

### **TAKE-AWAYS**

---

- Great visibility into activity spaces is highly desirable to the Committee.
- Creating a three-part (or similar) spa, like this facility enjoys, is highly desirable for a large capacity spa.
- Filling a recreation building with natural light is a great feature!
- Make sure you design enough space in an around activity areas (like Jogging, Weights, etc.). This improves safety, function, and the user's experience.
- Food Service, even when well placed and with what is perceived to be the right menu, does not mean it will be financially viable.
- Be aware of creating spaces that are "too open." They may be unacceptably noisy, negatively impact audibility of the human voice, and or filled with too much reverberation.
- Painted CMU is not an acceptable material for extensive use in the Oregon SRC.
- Use good and smart lighting, but make sure it is well controlled with proper systems for operation.



## Indiana State University Student Recreation Center

### HITS

---

Good views at Entry  
Pool hits you right in the face when entering!  
Very visible – an attractive space.  
Nice use of plant materials  
Plant service vendor maintains all plantings  
Overall a pleasant Natatorium – tile throughout  
Well maintained space.  
Some floor surfaces are difficult to keep clean  
Underwater LED lights  
Spa has three nice “pods” of seating. Nice.  
Outdoor deck, nice, reportedly well used  
Office space is organized, better than others seen this trip  
Natural Lighting is generally nice  
Track over Lobby is a nice feature – engaging  
Seating at Gym Court is plentiful  
Security Cameras are used extensively. Staff likes them.  
Clear circulation throughout. Very efficient.  
Fixed steel basketball goals supports – clean  
Exterior appearance and materials were very nice  
Nice use of color inside  
Clear organization, w/ activity spaces open to one another  
Multi-use activity rooms – Nice style with views!  
Good air systems throughout  
Well placed food service  
Healthy food approach not financially viable!

### MISSES

---

Landscaping at Pool Deck  
Detailing in general was not well liked  
Juice Bar was described by many as “plain.”  
Choice of music played in the Weights & Fitness area  
Fitness Center was too masculine!  
No good visibility to MAC Court, whatsoever  
Poor lighting in the MAC  
Jogging Track  
Dangerously tight at Weights & Fitness area  
Blind Corners  
Cross-Over Traffic at Weights & Fitness  
Carpeting in Wet Classroom – Odd.  
Too noisy in main circulation concourse  
Interior materials very basic in most areas  
Painted CMU throughout – too institutional.  
Finish materials clashed in many detail  
A generally poor level of finish  
A “municipally modest” facility overall  
VCT floors were a real “put off.”  
Gym is too open to the circulation area, noisy throughout  
Expensive light fixtures, w/ poor lighting control systems  
Chunky railing systems throughout




University of Illinois ARC and CRCE

PHOTOS



Winter Garden in main entry of ARC. Gyms to left. Control beyond.



Small "Women's" hand weight area in upper Weights & Fitness area.



Open and collaborative Office Suite.



Gymnasium beyond, as seen from Jogging Track



(CRCE) Leisure Pool



Control Desk at the ARC





## University of Illinois ARC and CRCE

### **GENERAL OBSERVATIONS**

---

- Locker layout/design seemed like a good idea (but we did not have time to see)
- Natatorium was only really for Athletics, outdoor pool more suited for rec, but only at certain times of the year
- Follow-up questions we didn't ask . . .
  - Open Gym to Winter Garden – noisy?
  - Do non Rec users utilize the Winter Garden?
  - Area slippery floors a problem in Winter Garden?
- (CRCE) The Leisure Pool is designed to serve many rental functions, and the Rec Program indicates they rent it out for more than 350 (kid's) Pool Party's each year!

### **TAKE-AWAYS**

---

- Winter Garden at main entry is a nice open airy feature.
- This building is very large and therefore offers a great deal of programming opportunities.
- Enclosing a Climbing Wall inside a smallish glass box is not a good idea. That does not invite users to use the wall.
- Creating an asymmetrical Jogging Track is an exciting prospect for this Committee.
- Environmental Graphics (on the wall at the ARC) are a powerful story telling medium. This is desirable.
- More expressed desire for Terrazzo!
- Pockets of space in the Weights & Fitness area for both genders (e.g.: weights specific) is desirable.
- Creating an open collaborative office suite is desirable to the Committee
- Multiple sizes of Group Ex rooms provides for great flexibility (each room is right-sized for the needs).
- Locating a Guest Services counter in front of the control counter is highly desirable.
- Low ceilings are oppressive.



## University of Illinois ARC and CRCE

### HITS

Good Transition between New / Existing  
Wood / Marlite Panels  
Large Format Floor Tile  
Good brand recognition / reinforcement (school colors)  
Graphics on walls in Gyms  
Nice use of Terrazzo  
Small Free Weight Zone at Cardio Area (women used)  
Winter Garden and Free-zone is very inviting  
    Light and brightly lit space  
    Some didn't like the beams or plants  
    Kalwall skylight  
Jogging Track (asymmetrical shape and surface)  
Multipurpose Rooms = generally good  
    Good Views  
    Good Sizes  
    Good Quantity  
    Creative  
Natural Light = Good  
Rec Office suite was nice overall  
    Open area in middle with cubicles  
    Private offices at the perimeter  
    Some offices with views to the out-of-doors  
    Well laid out, overall  
Abundance of programmable space, overall (large!)  
Guest services available in Free Zone, before check-in  
Brighter colors painted on the courts  
Electronic message boards  
Prominent display cases  
Large dividable spaces good for rentals and events  
Outdoor pool  
Individual rather than gang showers  
Split level fitness area  
Good social spaces throughout  
Attractive comfortable furnishings  
  
(CRCE) Jogging Track "out front" above entry Lobby  
(CRCE) Pool layout & flexibility  
    Especially the lane areas in center of pool  
    Handicap access / routes  
(CRCE) Main Gathering Space behind Control  
(CRCE) Rotunda entry is a nice concept  
(CRCE) Leisure pool, nice but utilitarian  
    Social space in water = nice  
    Water volleyball – nice  
    Ramp access - good  
(CRCE) Tile color and patterns nice but hard to keep clean  
(CRCE) Lifeguards said students loved the slide  
(CRCE) Nice size Z lockers in the locker rooms

### MISSES

Weight Room Flooring (Free Weights)  
Poor wayfinding to / at Free Weights  
Dark ceilings in Gym and Activity Areas - Oppressive  
Group Ex rooms have too many dark surfaces  
Ceilings felt low in the multi-use exercise rooms  
Painted block in the remodeled area not very successful  
Several hard to clean details were noted throughout  
Climbing wall was not a showcase  
    Very limited access  
    Not very friendly or inviting  
    Expressed a desire for a bouldering area  
  
(CRCE) Jog Track is too tight overall  
(CRCE) MAC Court floor (Sports Court ®)  
(CRCE) Many details proven hard to maintain / keep clean  
    Cabinet bases  
    Carpet in locker rooms  
    Carpet in fitness areas  
(CRCE) Gym open to fitness area, noisy when busy?




University of Illinois Chicago Student Recreation Facility

PHOTOS



Main Lobby with grand stairway immediately beyond Control Desk.



Leisure Pool



MAC



Group Ex room, near MAC



Group Ex room on upper level



Main Gymnasia



## University of Illinois Chicago Student Recreation Facility

### **GENERAL OBSERVATIONS**

---

- Building is visually very interesting, with many simple materials (lots of drywall in atrium) but well detailed and good choice of subtle colors.
- Exposed polished concrete floor, (not stained) - Where cracks appeared in concrete floor they were VERY visible, finish on the concrete floor was worn in places and underlying concrete was permanently stained
- While the atrium was dynamic, it did not benefit from views into the activity areas and vice versa

### **TAKE-AWAYS**

---

- Bold interior spaces are very desirable.
- Be careful about using "natural" concrete.
- Spray applied fire proofing is not an acceptable finish material in or around a MAC.
- Creating a separate building zone for rentals and other special events is a nice feature.
- Powerful visual excitement and interest is highly desirable to the Committee.
- This facility has a very nice Martial Arts room.
- Providing a "Women's Zone" (or similar, with a better name!) in the main Weights & Fitness area is a great idea.
- Make certain to properly balance glass so as to avoid glare.
- Be good stewards in space allocation.
- Creating a Leisure Pool with a zero depth entry (can be a ramp) and spaces for volleyball and basketball are highly desirable.





## University of Illinois Chicago Student Recreation Facility

### **HITS**

---

Nice open and airy main Lobby space  
Activity spaces poorly connected to it, however  
Great entry with grand staircase  
Material Choices  
Gyp Board, high in space  
Metal wall panels for accent and punch!  
CMU at the lower levels of the main space  
Quiet Zone / Study Area (well used!)  
MAC Court Space  
Dashboard system used in the MAC was nice  
MAC is dividable into two courts. Nice.  
Disconnected from the rest of facility  
Can be used separate from the Rec Center  
Separate Multipurpose Room next to MAC - Nice  
Had a very nice feel  
Food Service seemed well located and used  
Lobby had a great deal of visual excitement / interaction  
Sauna and Steam were nice  
Zero depth entry to pool was like a wide ramp = good idea  
Popular quiet lounge area, remote from activity spaces  
Loved the martial arts space!  
Weights & Fitness area was large  
Broken up by use of partial height walls  
Generally built on open floor plate  
1,500 SF "Women's Zone" = Very nice

### **MISSES**

---

Not sure about glass – Too much?  
Polished Concrete  
Poor joints in many areas  
Pathways were worn into the surface!  
Many cracks were evident!  
Too much glare in Weights & Fitness area  
MAC = Ugly (mostly due to spray applied fire proofing)  
Poor wayfinding  
Social spaces were nice, inviting  
Some called the aquatics area bland.  
Water volleyball area was a missing component in pool  
Patrons routed through showers (Locker Room) then pool  
Long wet corridor seemed wasteful  
Needed more daylight via skylights, or a brighter ceiling  
View of the city, did not seem to mean much to the users!  
Limited acoustic treatment in gym/running track = Noisy!

